



# HydroWELL® (the Successor to HydroPUR) Standard B90



ITEM	RATING
Approval	WRAS
<b>Water Treatment Assembly</b>	
Flow Rate at 400 J/m <sup>2</sup> (40 mJ/cm <sup>2</sup> )	23.1l/s (83.1m <sup>3</sup> /h)
Flow Rate at 300 J/m <sup>2</sup> (30 mJ/cm <sup>2</sup> )	32.3l/s (116m <sup>3</sup> /h)
Flow Rate at 250 J/m <sup>2</sup> (25 mJ/cm <sup>2</sup> )	37.0l/s (133m <sup>3</sup> /h)
Operating pressure	0 – 16bar
Pressure loss at nom. flow	<100mbar
Water temperature	5 - 30°C
Max. ambient temperature	40°C
Inlet/outlet connections	125mm flanged
Material	Stainless Steel 316
Weight empty	80kg
Operating weight	200kg
<b>Control Box</b>	
Power supply	230V/1ph/50Hz
Power consumption	600W
Enclosure protection	IP54
<b>UV Lamp</b>	
Model	Mercury low pressure longlife
Type	PL55
Quantity	10
Serviceable life	16,000h
UV power new lamp	200W
After serviceable life	170W

## Biological Control by Ultra Violet Disinfection

For the bacterial control of the water system a HydroWELL® ultraviolet disinfecting unit shall be installed.

The system should be WRAS approved.

The location of installation should be determined by the review of the system design by Hydrotec.

The unit shall comprise a housing containing the UV lamps, with a UV sensor fitted as standard. The UV sensor is to provide the user with a continuous UV light intensity indication.

The UV lamps will have a doped quartz glass sleeve to prevent the formation of ozone and nitrates.

The unit shall incorporate a unique internal water flow path to prevent bacterial shadowing. Moreover, a particulate removal filter should be installed upstream of the UV unit to reduce the shadowing effect further as well as to prevent the fouling of the quartz sleeve and UV sensor.

A digital display on the control box shall be provided as standard for a visual representation of the UV intensity as well as operational hours. Volt free connections to a BMS system are provided.

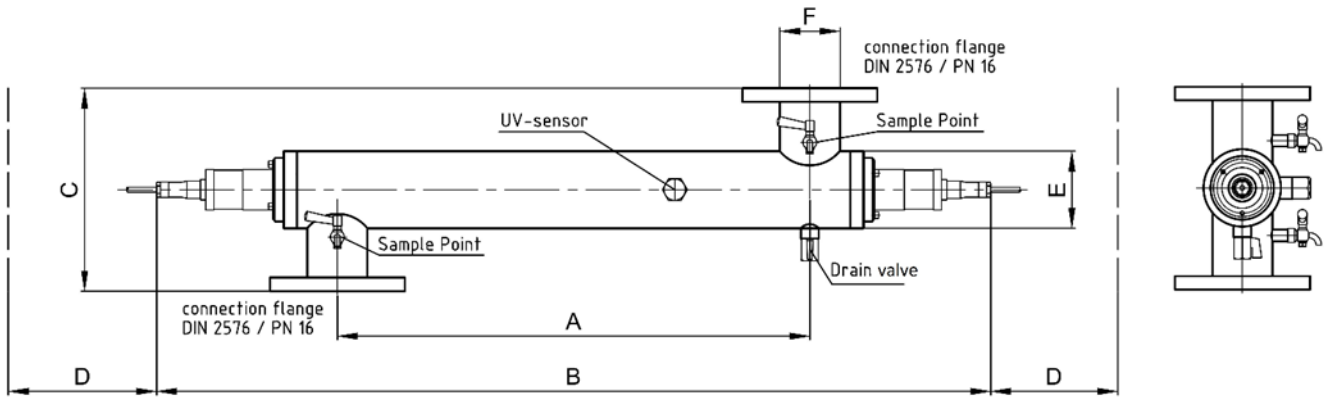
A control box should be connected to a 230V/1ph/50Hz supply through a 5A fused spur.

The unit should be independently tested and validated in accordance with BS EN 14897:2006 + A1:2007.

The unit is to be a HydroWELL® Standard B90 as detailed in adjacent technical data table.



# HydroWELL® Standard B90



Standard B90		
Control box	W x H x D	600 x 600 x 260 mm
<b>Block Dimensions</b>		
Connection length	A	850mm
Overall length	B	1450mm
Height	C	500mm
Distance	D	>500mm
Depth	E	324mm
Inlet/ outlet connections	F	125mm flanged

Subject to technical revisions and modifications

Hydrotec  
 Hydrotec House  
 5 Manor Courtyard  
 Hughenden Avenue  
 High Wycombe  
 Bucks HP13 5RE  
 Tel: +44 (0) 1494 796040  
 Fax: +44 (0) 1494 796049  
 E-mail: sales@hydrotec.co.uk  
 Website: www.hydrotec.co.uk